



Книга за разговор



Изрежете тази част

Изрежете тази част

система за невербална комуникация

acent.re/speakbook

Speakbook 5th edition © 2011 Patrick Joyce, 2020 Ace Centre



Книга за разговор

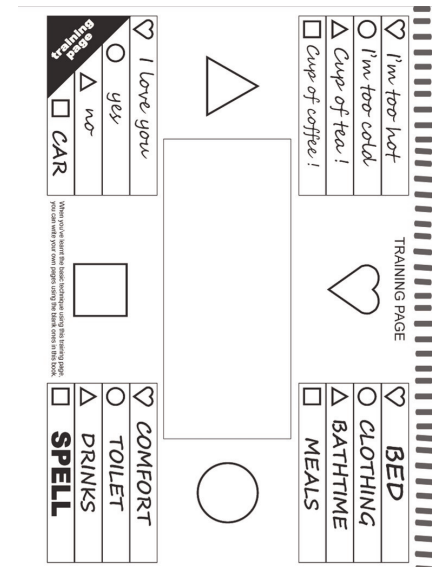
Книгата за разговор е средство за невербална комуникация за хора, които не могат да говорят и имат трудности да използват ръцете си, но могат да използват погледа си. Това издание е за хора, които могат да четат и пишат. За версии за хора, които не могат да четат, за версии на други езици или за джобни издания, посетете acecent.re/speakbook

Инструкции за употреба.

За да започнете, трябва да имате тази Книга за разговор, черен перманентен (изтриваем) маркер, кърпа за изтриване, събеседник.

Вие и събеседникът Ви стоите един срещу друг на разстояние около 1 метър. Ако се налага, може да увеличите или да намалите разстоянието. Книгата за разговор трябва да е отворена на страницата за упражнение, която е преди задната корица. Тя е предварително попълнена, за да може да разберете основната техника. Когато я усвоите, може да създадете собствени страници, използвайки празните страници. Книгата трябва да е сгъната и поставена между вас, така че и двамата да виждате "страница за упражнение" и да виждате очите си през отвор в средата. Виждате изборите на страницата и решавате кой от тях искате да предадете на събеседника. Когато решите, дайте знак на събеседника, че сте готов да започнете - напр. чрез поглеждане, мигане, поглеждане нагоре и надолу или нещо друго. След това погледнете съобщението, което е избрано, за около секунда, след което погледнете големия символ, който отговаря на малкия, който е отстрани до съобщението. Събеседникът проследява погледа Ви - напр. може да види, че поглеждате горе вляво и след това - към големия триъгълник. Така той разбира, че искате да кажете "Чаша чай!" и казва това на глас, а Вие потвърждавате с мигане или друг предварително уговорен знак.

Това е основната техника за използване на Книгата за разговор. Сега трябва да разберете как да използвате останалите страници в книгата, тъй като истинската сила на Книгата за разговор е в способността ѝ да дава достъп до стотици фрази по Ваш избор, фрази, които може да промените по всяко време, само с помощта на кърпа за изтриване и маркер.



Как да пишете в Книгата за разговор

Какво точно ще напишете в тази книга зависи от индивидуалните интереси и нужди. Но е важно на двете страници, които се виждат едновременно при отваряне на албума, да пише едни и същи неща и страниците да са огледални образи една на друга - както в примера отгоре. Дватама със събеседника Ви говорите различни езици? Няма проблем - използвайте различен език на двете страници.







Инструкции

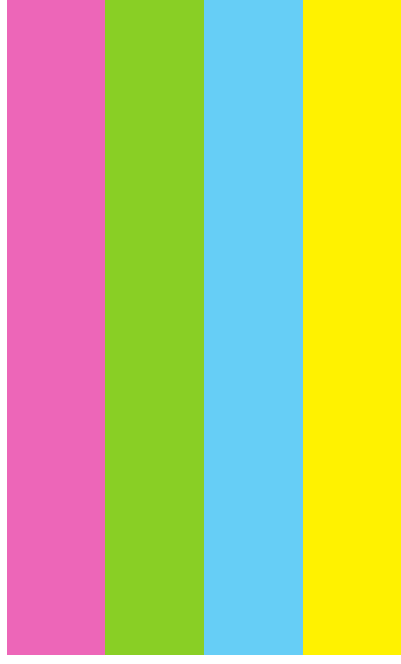



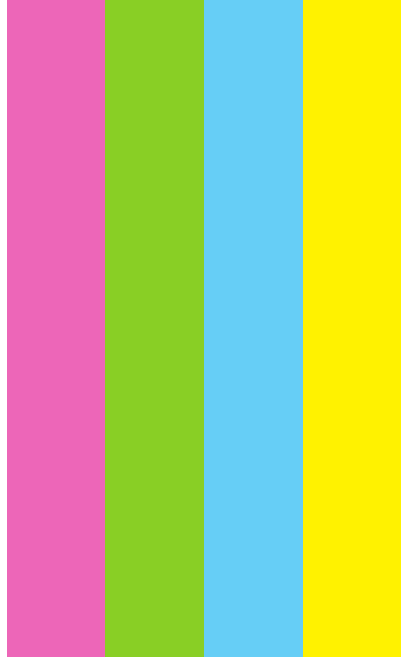


Изрежете тази част


Изрезете тази част

Книгата за разговор има място за 119 фрази. Ако това не е достатъчно или ако искате да има повече от 14 фрази в дадена секция, може да се изписват по 2 фрази във всяка кутийка - една с черен и една с червен маркер. Черната фраза се избира по обичайния начин, а червената фраза се избира чрез мигане докато се гледа към големия символ.







Изрежете тази част



БУКВИ













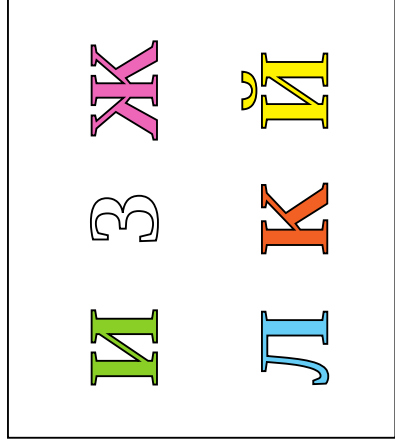

Изрежете тази част



Изрежете тази част

НАЧАЛО





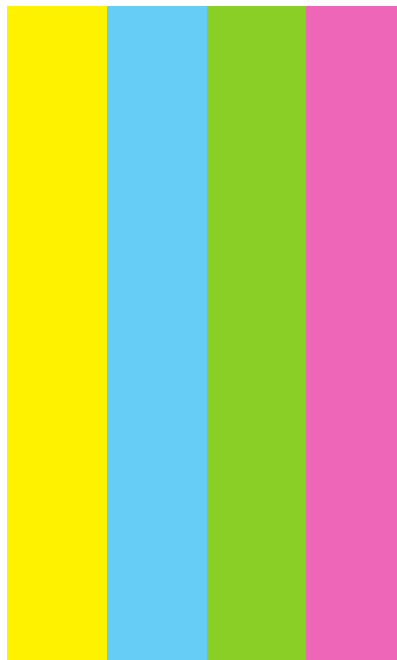



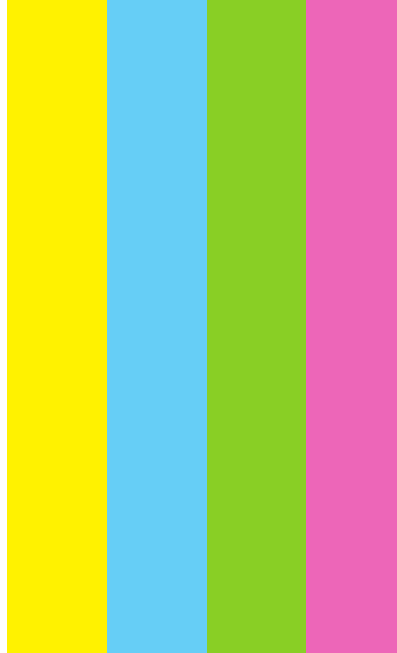

Изрежете тази част

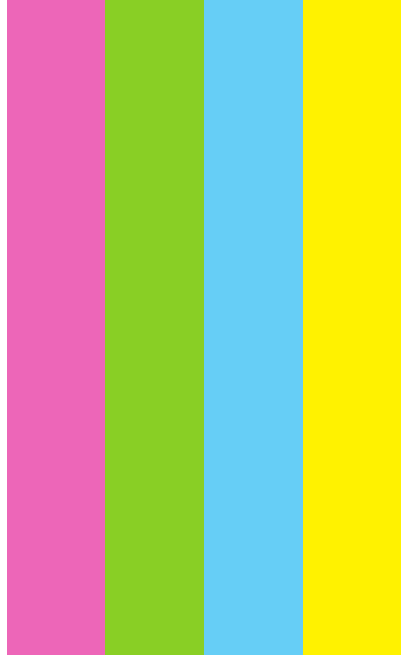


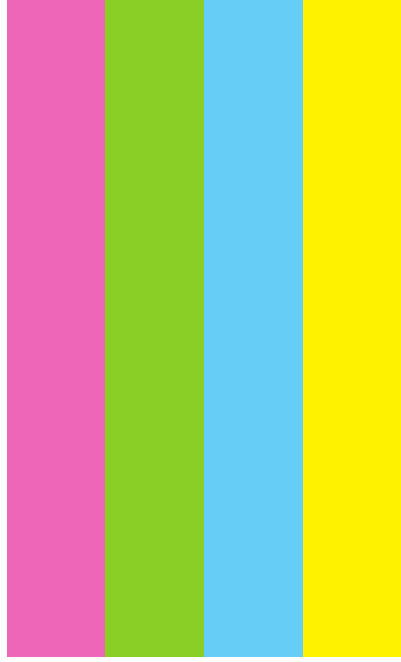


Изрежете тази част





БУКВИ






Изрежете тази част



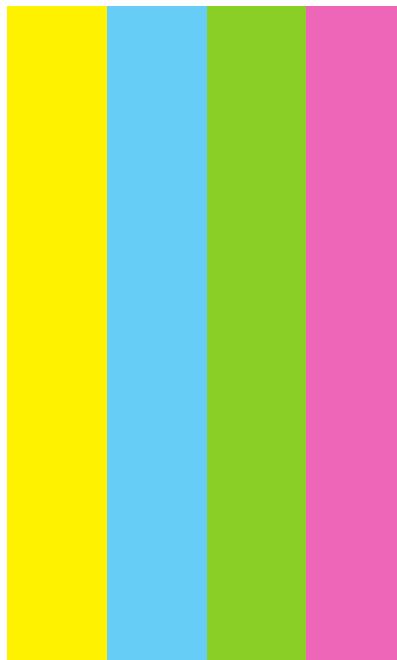


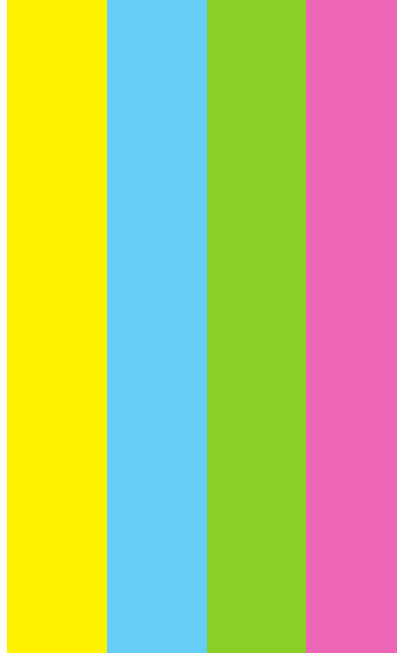

БУКВИ



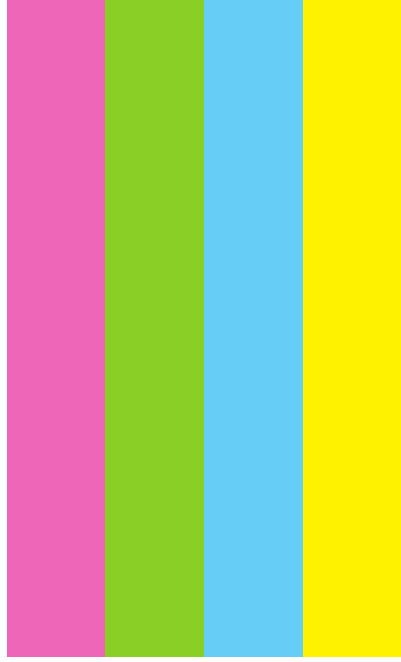


НАЧАЛО


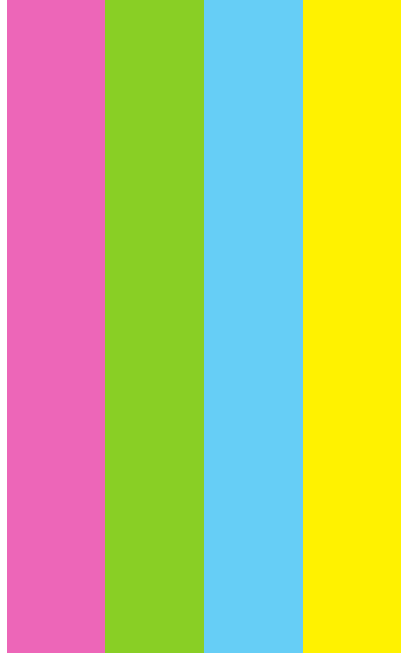

Изрежете тази част








Изрежете тази част




БУКВИ

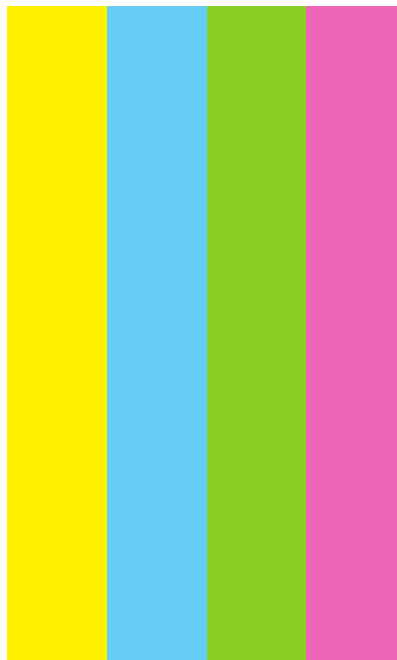


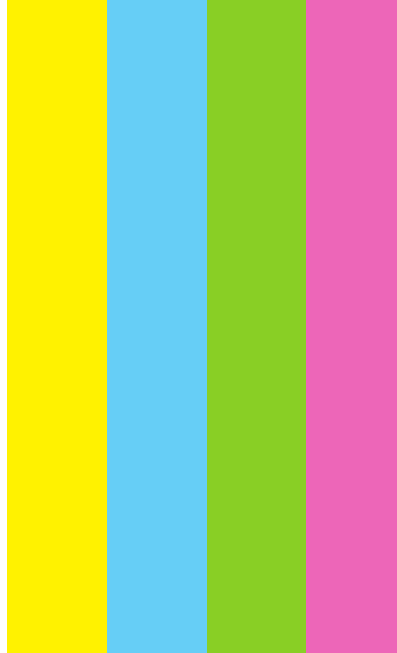





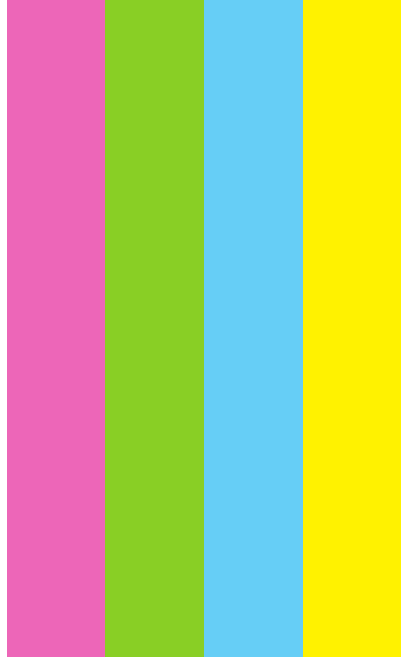
Изрежете тази част





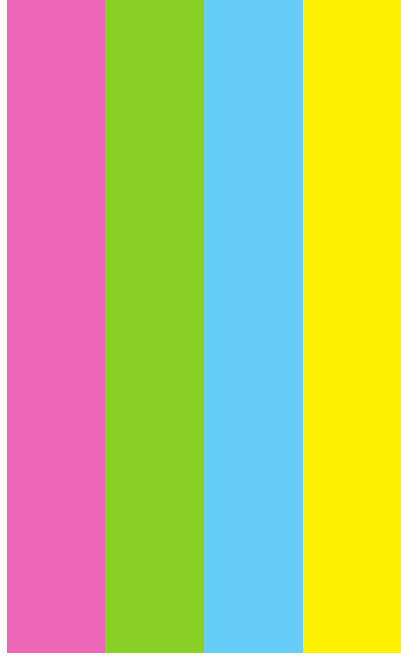
НАЧАЛО








Изрежете тази част



БУКВИ

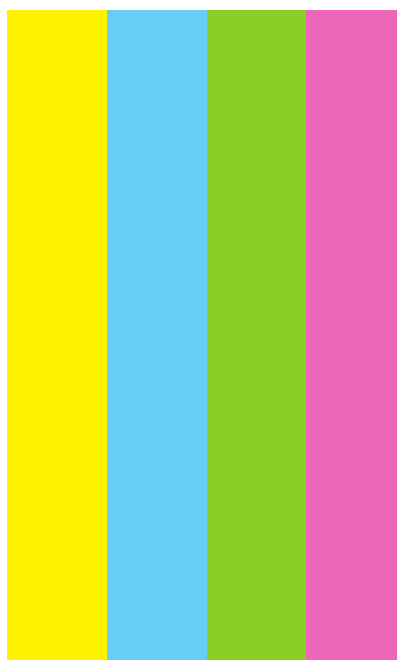


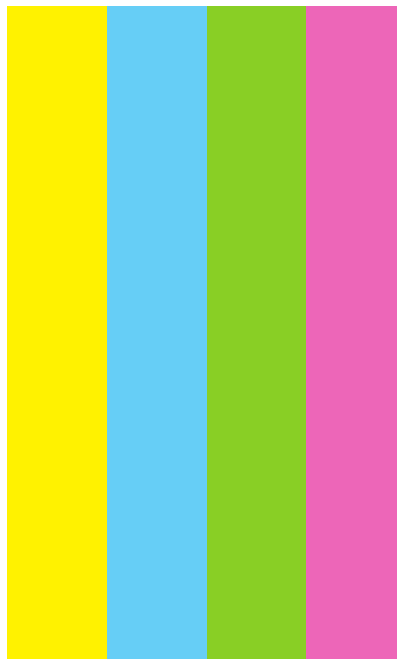

Изрежете тази част





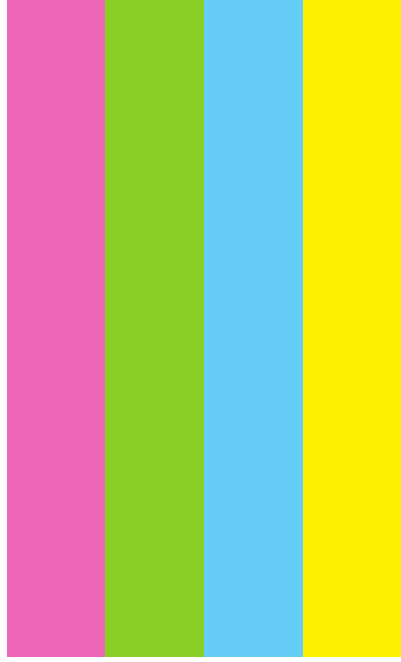


Изрежете тази част

НАЧАЛО








БУКВИ

Изрежете тази част

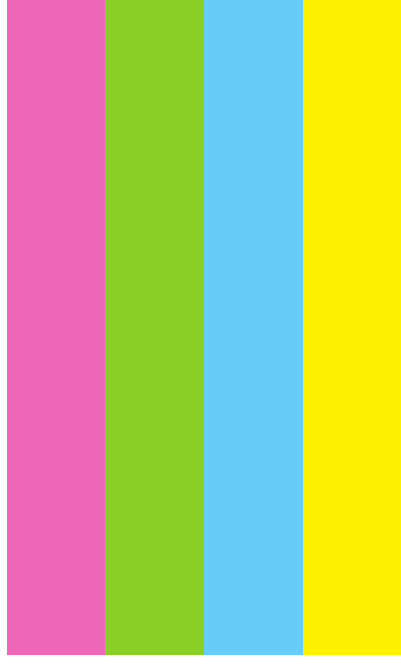


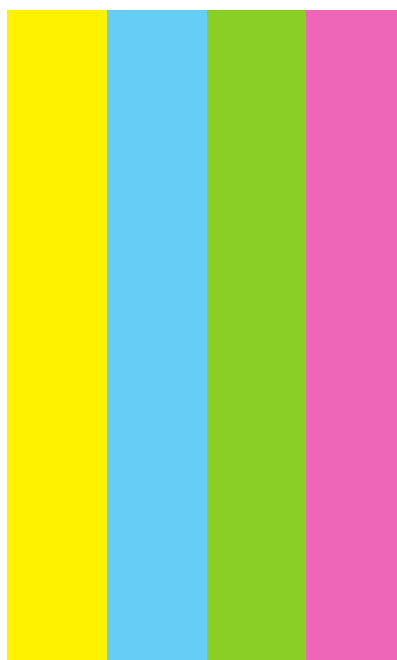
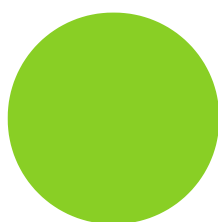


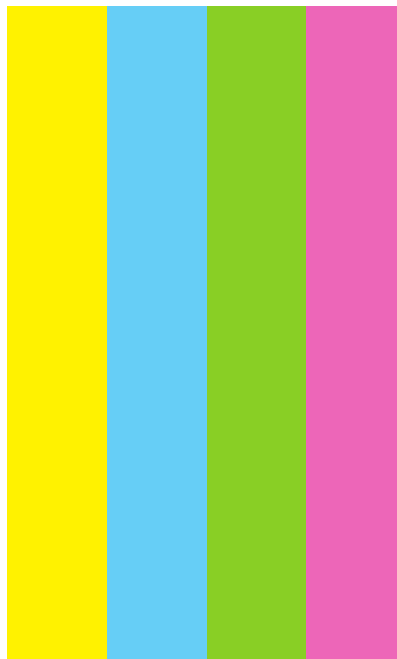

НАЧАЛО


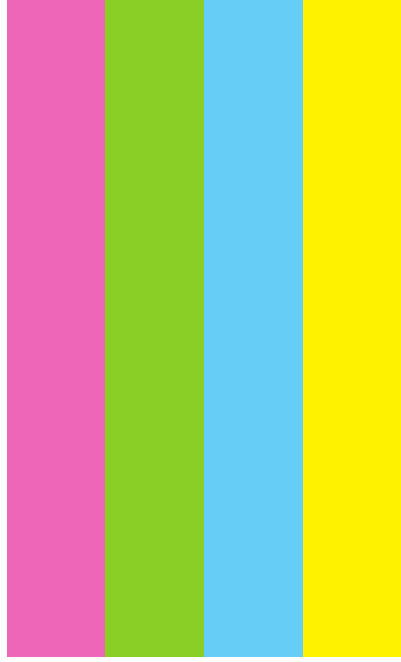
Изрежете тази част





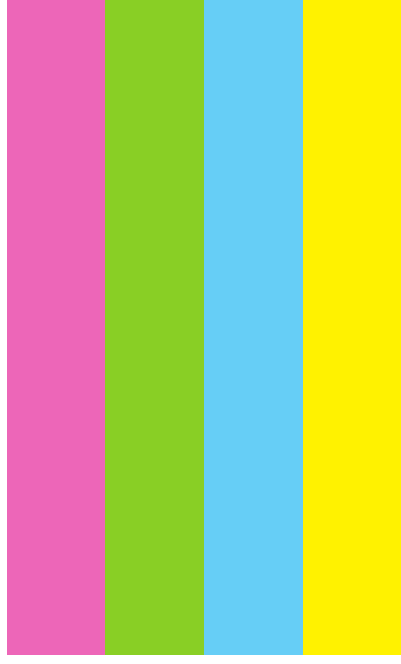
Изрежете тази част








Изрежете тази част



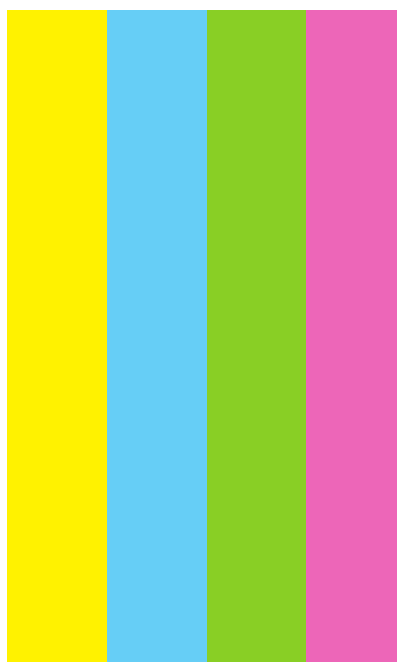
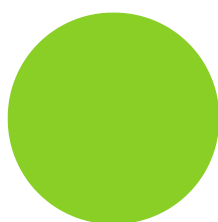


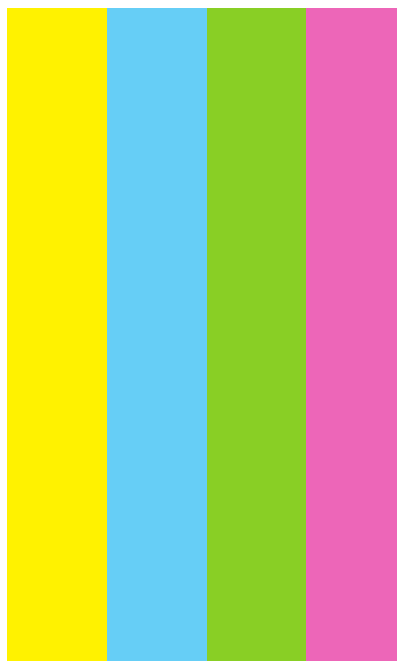

БУКВИ



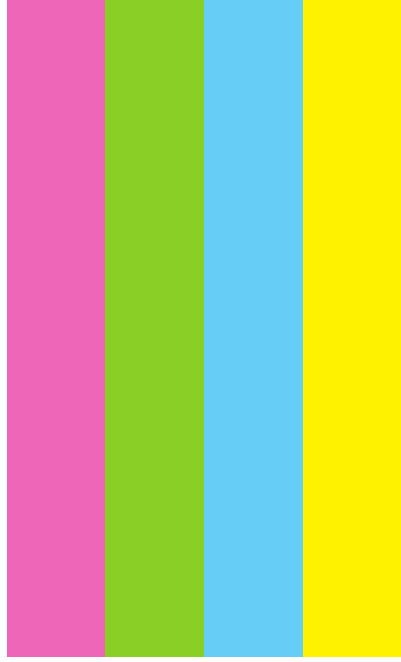


Изрежете тази част



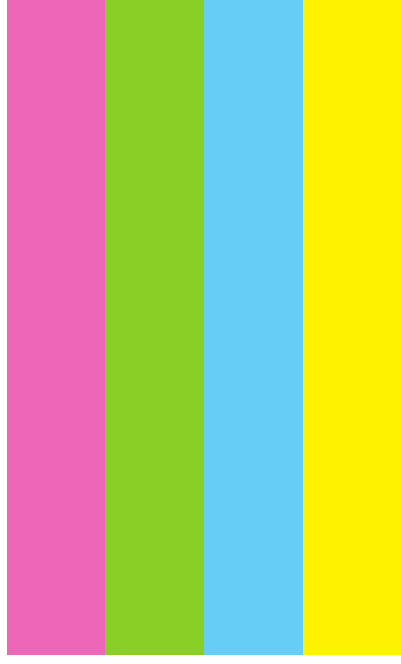


НАЧАЛО






Изрежете тази част



БУКВИ

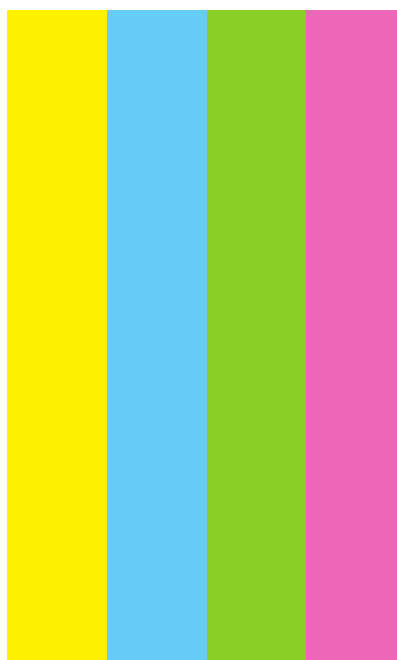


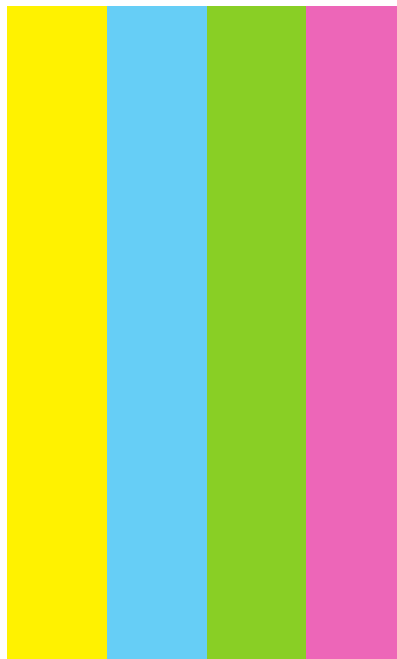




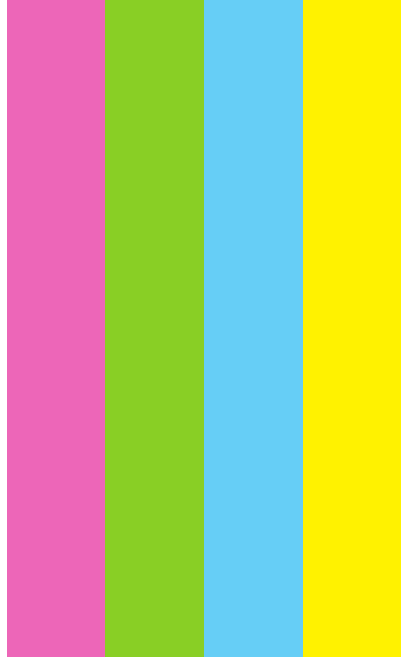
НАЧАЛО





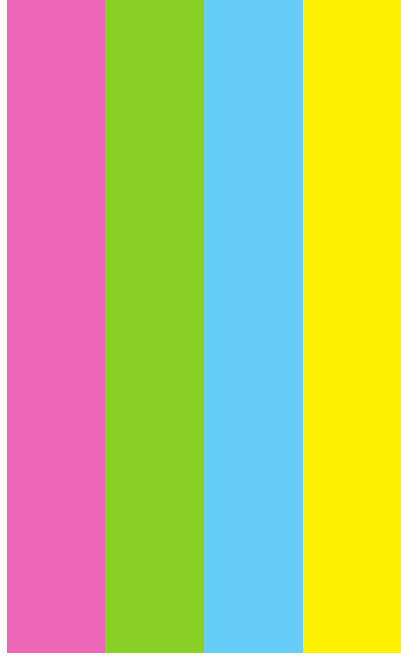
Изрежете тази част









Изрежете тази част



БУКВИ

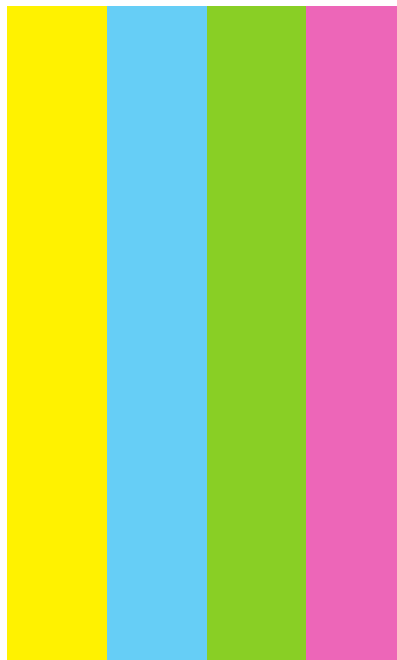


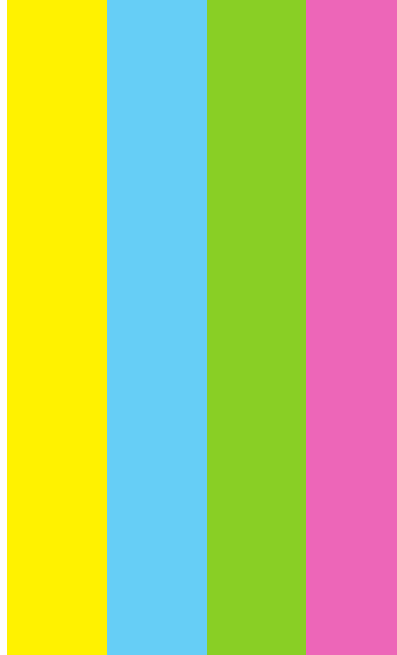



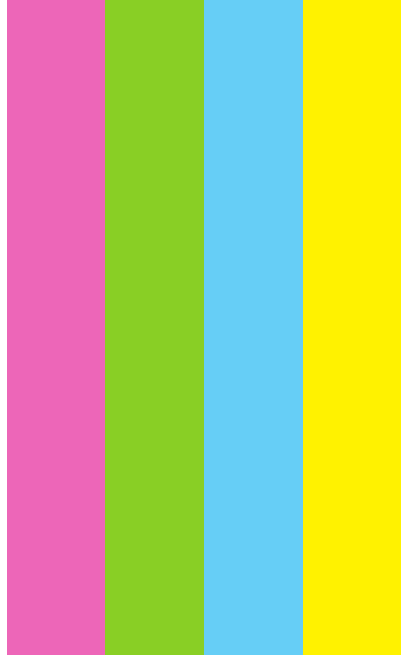



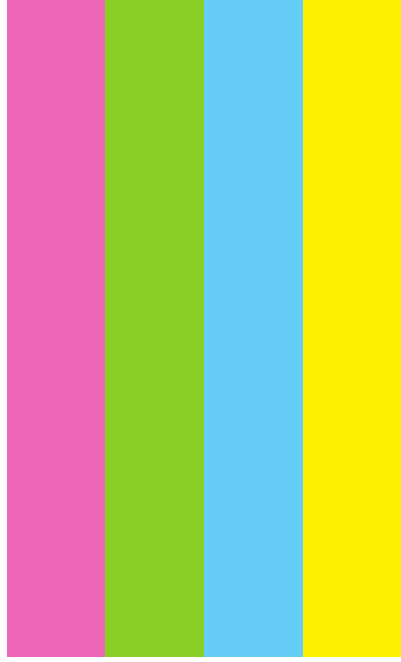
Изрежете тази част




НАЧАЛО









Изрежете тази част



БУКВИ



НАЧАЛО



Изрежете тази част




Горещо ми е

Студено ми е

Чаша чай!

Чаша кафе!

**СТРАНИЦА ЗА
УПРАЖНЕНИЕ**





ЛЕГЮ

ДРЕХИ

БАНЯ

ХРАНА




Обичам те

ДА

НЕ

КОГА

**Страница за
упражнение**



УДОБСТВО

ТОАЛЕТ

НАПИТКИ

БУКВИ

След като с помощта на тази страница за упражнение усвоите техниката на използване, може да създадете собствени страници като използвате наличните празни страници.


ЛЕГЛЮ

ДРЕХИ

БАНЯ

ХРАНА

СТРАНИЦА ЗА
УПРАЖНЕНИЕ




Горещо ми е


Студено ми е

Чаша чай!

Чаша кафе!



Изрежете тази част



УДОБСТВО

ТОАЛЕТ

НАПИТКИ

БУКВИ

След като с помощта на тази страница за упражнение усвоите техниката на използване, може да създадете собствени страници като използвате наличните празни страници.

Обичам те

да

не

КОЛА



Изрежете тази част

Изрежете тази част

Страница за изписване с пръсти.

Ако можете да посочвате с пръст, то тази страница е за вас. Като посочвате с пръст, можете да съставяте думи и фрази. Често използваните думи могат да бъдат записани в празните полета. Ако посочите към думата „НАЧАЛО“, това означава, че сега искате да общувате с поглеждане, използвайки основната книга.

лв.	€	%							
+	-	:					1	2	3
*	=	?					4	5	6
НАЧАЛО							7	8	9
БЛАГОДАРЯ							ДА	0	НЕ
А	Б	В	Г	Д	Е	Ж	З	И	Й
К	Л	М	Н	О	П	Р	С	Т	У
Ф	Х	Ц	Ч	Ш	Щ	Ъ	Ь	Ю	Я